


PORTABLE NOISE BARRIER

INFLATABLE NOISE CONTROL BARRIER

PRODUCT'S IMAGES ON SITE



PORTABLE NOISE BARRIER

INFLATABLE NOISE CONTROL BARRIER


NECESSARY COMPONENTS



▲ Hebei Jinbiao *Inflatable Noise Control Barrier*. Equipped with accessories, such as zippers and clasps, setting up and dismantling the product is made easy.



◀ Clasps are found on both sides of the Inflatable Noise Barrier to attach the strings and fasten the barrier.



◀ Zippers, found at the bottom of the barrier, facilitate dismantling.

INFLATABLE NOISE CONTROL BARRIER

An Inflatable Noise Barrier Oxford Fabric (OF) is a type of noise barrier which is operated by pumping air inside from a blower. With its special features, the product can be used in different industries.

SPECIAL FEATURES

1. **Lightweight and instant setup**
2. Storage-friendly, reusable and easy for relocation
3. Highly recommended for **Space Constraint areas**
4. Suitable for **Rural Environment** (made by PVC Anti-UV material)




Size: 6000mm Height x 6000mm Length

Blower is a device that comes with an Inflatable Noise Barrier, whose main function is to pump enough air so that the barrier can be erected and perform its noise reduction function.



INFLATABLE NOISE CONTROL BARRIER

SET UP PROGRESS



STEP 1

Attach the Blower in the Inflatable Noise Barrier.



STEP 2

Start the Blower.




STEP 3

Wait until the air in the Inflatable Noise Barrier is full.



STEP 4

Straighten the Inflatable Noise Barrier.



STEP 5

Fix the Inflatable Noise Barrier with strings.

